

八達通流動讀寫器

(支援 iOS 流動裝置)

Octopus Mobile Reader

(compatible with iOS mobile devices)

初次使用指南
Starter Guide



在開始使用前，請瀏覽
www.octopus.com.hk/octopus-mobile-reader，
以了解O!ePay App或八達通App分別支援的iOS版本。

Before you start, please visit
www.octopus.com.hk/octopus-mobile-reader for
the compatible iOS versions for O!ePay App or
Octopus App respectively.

立即下載 Download



O!ePay App

- O!ePay 賬戶與
八達通之間的轉賬服務
Fund transfers between
O!ePay accounts
and Octopus



八達通
OCTOPUS App

- 進行網上付款
Make online payment
- 查閱最近40項交易
紀錄及餘額
Check last 40 transactions
and remaining value

讀寫器與iOS流動裝置配對 Pairing the Reader with the iOS mobile device

- 1** 下載O! ePay App及八達通App到iOS流動裝置。
Download O! ePay App and Octopus App onto the iOS mobile device.
請前往www.octopus.com.hk/octopus-mobile-reader或在App Store上搜尋「oepay」及「八達通」。
Please visit www.octopus.com.hk/octopus-mobile-reader or search for "oepay" and "Octopus" on App Store.
- 2** 啟用iOS裝置上的藍牙功能: 設定 > 藍牙。完成後，請開啟八達通App以進行配對。
Enable Bluetooth on the iOS device: Settings > Bluetooth. Once completed, please open Octopus App to proceed with pairing.
- 3** 按畫面指示選擇 開始設定 > 立即連接 後畫面會顯示 正在搜尋八達通流動讀寫器...。
Select Start Setup > Connect Now, then Searching Octopus Mobile Reader... will be shown on the screen.

- 4** 請按下讀寫器側面的開關掣，直至藍色指示燈快速閃動及畫面要求輸入密碼為止。

Please press the power button on the side of the Reader until the blue indicator blinks rapidly and the password input screen appears.

若在按掣後沒有反應，請使用USB連接線為讀寫器電池充電。
If there is no response after pressing the button, please charge the Reader battery using the USB cable.

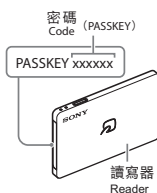
藍色指示燈快速閃動
Blue indicator blinks rapidly



- 5** 當iOS裝置上出現 藍牙配對要求 畫面並要求輸入密碼時，請輸入印於讀寫器側面的6位數字密碼(PASSKEY)，然後選擇配對。

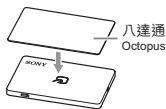
When the Bluetooth Pairing Request screen appears on the iOS device and the code entry request appears, please enter the 6-digit code (PASSKEY) printed on the side of the Reader, and then tap Pair.

若藍色指示燈在配對期間停止閃動，請重複步驟4。
If the blue indicator stops blinking while pairing is in progress, please perform step 4 again.



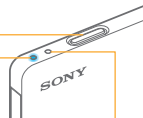
配對完成時，即可按指示把八達通放在讀寫器上使用O! ePay App或八達通App提供的服務。

When pairing is completed, please follow the instructions and place Octopus on the Reader to use the services provided by O! ePay App or Octopus App.





讀寫器不會自動關機，它會維持在待機狀態直至你按開關掣關掉讀寫器。
The Reader will not turn off automatically. It will be in standby mode unless you turn it off with the power button.



開關掣 Power button

操作 Operation	開關掣 Power button	指示燈顯示 Indicator display		
		通訊狀況指示燈 (藍色) Communication status indicator (blue)	電池狀況指示燈 Battery status indicator	
配對 Pairing	按壓直至 畫面要求輸入密碼 為止 Press until password input screen appears	快速閃動 Blink rapidly	—	
啟動讀寫器* Turn on the Reader*	按壓 2 秒 Press for 2 seconds	閃動 3 次 Blink for 3 times	—	
關掉讀寫器 Turn off the Reader	按壓 2 秒 Press for 2 seconds	同時亮起 1 秒 Light up for 1 second together		
查驗 讀寫器狀況 Verify the Reader's status	按壓 一次 Press once	電源開啟期間 During power ON	閃動 Blink	請參閱下表的 電池狀況指示 Please refer to the table below for battery status indication
		電源關掉期間 During power OFF	—	

* 與已配對的iOS裝置將會建立連接。

* Connection to paired iOS device will be established.

電池狀況指示燈 Battery status indicator

 綠燈閃動 3 次 Blink in green color for 3 times	 橙燈閃動 2 次 Blink in orange color for 2 times	 紅燈閃動 1 次 Blink in red color once	 紅燈閃動 2 次 Blink in red color for 2 times	 沒有反應 No response
高電量 High	中電量 Medium	低電量 Low	請立刻充電 Please charge immediately	

備註 Remarks :

- ▶ 本讀寫器所適用的八達通必須印有由9個數字組成的八達通編號（8個數字加上括號內的1個數字）。
This Reader only works with Octopus with a 9-digit Octopus number (eight digits plus one single digit inside the bracket).
- ▶ 請前往www.octopus.com.hk/octopus-mobile-reader下載讀寫器操作指南。
Please go to www.octopus.com.hk/octopus-mobile-reader to download the Operating Manual for the Reader.
- ▶ O! ePay App或八達通App支援的iOS版本可能會隨時更新，請瀏覽www.octopus.com.hk/octopus-mobile-reader查閱最新資訊及O! ePay App及八達通App分別支援的服務。
The compatible iOS versions will be updated from time to time for O! ePay App or Octopus App, please visit www.octopus.com.hk/octopus-mobile-reader for the latest update and the supported services offered by O! ePay App and Octopus App.

此產品享有由八達通卡有限公司提供之30日售後保養服務。請保留收據正本作保養服務。
This product is covered by warranty from Octopus Cards Limited for a period of 30 days from the date of purchase. Please retain original receipt for warranty service.

八達通顧客服務熱線：
Octopus Customer Service Hotline:

2266 2222
www.octopus.com.hk



八達通
OCTOPUS